

**OWNER**  
MINNESOTA SPORTS FACILITIES AUTHORITY  
900 SOUTH 5th STREET, MINNEAPOLIS, MN 55415

**OWNER**  
MINNESOTA VIKINGS FOOTBALL, LLC  
9500 VIKING DR., EDEN PRAIRIE, MN 55344

**ARCHITECT / INTERIORS / BRANDING**  
HKS, INC.  
3601 ST. PAUL ST., SUITE 100, DALLAS, TX 75201

**ASSOCIATE ARCHITECT - SKIN**  
STUDIO FIVE ARCHITECTS  
322 FIRST AVE. N. SUITE 600, MINNEAPOLIS, MN 55401

**ASSOCIATE ARCHITECT - INTERIORS**  
STUDIO HIVE  
901 NORTH 3rd ST., SUITE 228, MINNEAPOLIS, MN 55401

**MEP / TECHNOLOGY LIGHTING**  
H&E ENGINEERS, INC.  
10555 WEST 43rd AVE., WHEAT RIDGE, CO 80033

**STRUCTURAL ENGINEER**  
THORNTON TOMASETTI  
12750 MERIT DR., SUITE 750, LB-7, DALLAS, TX 75255

**CIVIL ENGINEER**  
EVS, INC.  
10325 VALLEY VIEW, SUITE 140, EDEN PRAIRIE, MN 55344

**LANDSCAPE ARCHITECT**  
OSLUND AND ASSOCIATES  
115 WASHINGTON AVE. N., MINNEAPOLIS, MN 55401

**AUDIO VISUAL CONSULTANTS**  
ACOUSTIC DIMENSIONS  
15508 WRIGHT BROTHERS DR., ADDISON, TX 75001

**CODE / FIRE PROTECTION**  
FSC, INC.  
3225 INDIAN CREEK, SUITE 300, OVERLAND PARK, KS 66210

**FOOD SERVICE**  
RICOCA NEWMARK  
5325 SOUTH VALENTIA, GREENWOOD VLG, CO 80111

**WAYFINDING**  
SEIBERT PERKINS DESIGN  
432 CULVER BLVD., PLAYA DEL REY, CA 90283

**VERTICAL TRANSPORTATION**  
ELEVATOR ADVISORY GROUP  
1430 SPRINGWOOD AVE., SAINT PAUL, MN 55124

**ADA CONSULTANT**  
ED ROTHER CONSULTING, LLC  
2900 MISSOURI BELLEVUE, LOUISBURG, KS 66503

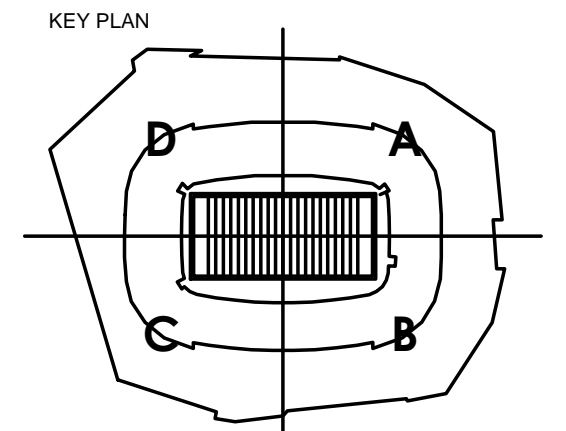
**WIND / SNOW CONSULTANT**  
ROWAN, WILLIAMS, DAVIES, AND IRWIN, INC.  
850 WOODLAWN RD. W., QUELPH, ON CANADA N1B 1B8

**BUILDING ENVELOPE CONSULTANT**  
THORNTON TOMASETTI - BUILDING SKIN PRACTICE  
330 N. WABASH AVE., SUITE 1500, CHICAGO, IL 60611

**FAÇADE ACCESS CONSULTANT**  
LEIGH BATES, INC.  
8888 LINCOLN ST., SUITE 105, LITTLETON, CO 80122



**CERTIFICATION**  
I hereby certify that the plan, specification, or report was prepared by me or under my direct supervision and that I am a duly Licensed Professional Engineer under the laws of the State of Minnesota.  
Name: Daniel E. Bremer  
Reg. No.: 45518  
Date: 5/27/2014  
Signature: [Signature]



| REVISION NO. | DESCRIPTION | DATE     |
|--------------|-------------|----------|
| 1            | CCD-060     | 5/21/14  |
| 2            | CCD-075     | 6/6/14   |
| 3            | ASL-172     | 1/20/15  |
| 4            | ASL-191     | 3/20/15  |
| 5            | ASL-238     | 5/29/15  |
| 6            | ASL-256     | 6/26/15  |
| 7            | CCD-252     | 10/20/15 |
| 8            | CCD-248     | 8/7/16   |


HKS PROJECT NUMBER  
**16246.000**

DATE  
**MAY 2, 2014**

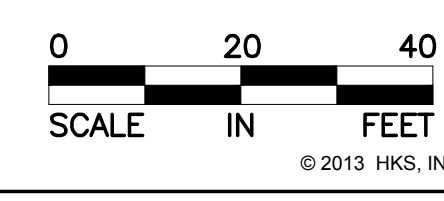
ISSUE  
**CCD-060**

SHEET TITLE  
**UTILITY PLAN SE**

SHEET NO.  
**C4.02**



ALL REVISION PER VA 17



PLOT DATE: 5/27/2014 2:01 PM

Rim: 836.74  
Inv. NE: 830.54  
Inv. E-W: 825.69  
Inv. W: 830.54  
Inv. SW: 830.54

Rim: 835.85  
Inv. NE: 832.15  
Inv. E-W: 827.30  
Inv. W: 832.15  
Inv. SW: 832.15

Rim: 834.96  
Inv. NE: 831.26  
Inv. E-W: 826.41  
Inv. W: 831.26  
Inv. SW: 831.26

Rim: 836.30  
Inv. NE: 832.60  
Inv. E-W: 827.75  
Inv. W: 832.60  
Inv. SW: 832.60

Rim: 835.37  
Inv. NE: 828.67  
Inv. E-W: 823.82  
Inv. W: 835.37  
Inv. SW: 835.37

Rim: 835.10  
Inv. NE: 831.40  
Inv. E-W: 826.55  
Inv. W: 835.10  
Inv. SW: 835.10

Rim: 834.27  
Inv. NE: 828.57  
Inv. E-W: 823.72  
Inv. W: 834.27  
Inv. SW: 834.27

Rim: 834.73  
Inv. NE: 831.03  
Inv. E-W: 826.18  
Inv. W: 834.73  
Inv. SW: 834.73

Rim: 833.92  
Inv. NE: 830.22  
Inv. E-W: 825.37  
Inv. W: 833.92  
Inv. SW: 833.92

Rim: 834.50  
Inv. NE: 828.80  
Inv. E-W: 823.95  
Inv. W: 834.50  
Inv. SW: 834.50

Rim: 834.04  
Inv. NE: 830.34  
Inv. E-W: 825.49  
Inv. W: 834.04  
Inv. SW: 834.04

Rim: 834.77  
Inv. NE: 831.07  
Inv. E-W: 826.22  
Inv. W: 834.77  
Inv. SW: 834.77

Rim: 834.25  
Inv. NE: 828.55  
Inv. E-W: 823.70  
Inv. W: 834.25  
Inv. SW: 834.25

Rim: 834.07  
Inv. NE: 830.37  
Inv. E-W: 825.52  
Inv. W: 834.07  
Inv. SW: 834.07

Rim: 834.32  
Inv. NE: 828.62  
Inv. E-W: 823.77  
Inv. W: 834.32  
Inv. SW: 834.32

Rim: 834.04  
Inv. NE: 830.34  
Inv. E-W: 825.49  
Inv. W: 834.04  
Inv. SW: 834.04

Rim: 834.77  
Inv. NE: 831.07  
Inv. E-W: 826.22  
Inv. W: 834.77  
Inv. SW: 834.77

Rim: 834.25  
Inv. NE: 828.55  
Inv. E-W: 823.70  
Inv. W: 834.25  
Inv. SW: 834.25

Rim: 834.07  
Inv. NE: 830.37  
Inv. E-W: 825.52  
Inv. W: 834.07  
Inv. SW: 834.07

Rim: 834.32  
Inv. NE: 828.62  
Inv. E-W: 823.77  
Inv. W: 834.32  
Inv. SW: 834.32

Rim: 834.04  
Inv. NE: 830.34  
Inv. E-W: 825.49  
Inv. W: 834.04  
Inv. SW: 834.04